

## SUPERCAR CHALLENGE

### SPA EURO RACE


#### RACE 1

#### Sector Analysis

■ Personal Best ■ Session Best ■ Crossing the finish line in pit lane

Lap	D	Time	Sector 1	Sector 2	Sector 3	T. Spd	Elapsed	Lap	D	Time	Sector 1	Sector 2	Sector 3	T. Spd	Elapsed
<b>107 Team Raceart</b> Porsche 991 GT3 Cup GT 1. Roger Grouwels								1	1	2:55.519	53.987	1:19.296	42.236	220.9	2:55.519
								2	1	<b>2:43.372</b>	45.996	<b>1:15.870</b>	<b>41.506</b>	223.6	5:38.891
								3	1	2:44.039	45.409	1:16.817	41.813	224.1	8:22.930
								4	1	2:46.954	46.049	1:16.841	44.064	214.3	11:09.884
								5	1	3:17.410	1:16.467	1:18.573	42.370	179.1	14:27.294
								6	1	2:45.382	45.806	1:17.346	42.230	227.8	17:12.676
								7	1	2:44.778	45.725	1:16.293	42.760	216.9	19:57.454
								8	1	2:43.949	45.736	1:16.376	41.837	227.8	22:41.403
								9	1	2:52.694 <b>B</b>	45.859	1:17.611	49.224	206.5	25:34.097
								10	1	4:00.949	2:02.437	1:16.807	41.705	219.5	29:35.046
								11	1	2:43.676	<b>45.247</b>	1:16.750	41.679	215.1	32:18.722
								12	1	2:43.823	45.664	1:16.349	41.810	221.3	35:02.545
								13	1	2:47.220	45.640	1:19.215	42.365	214.7	37:49.765
								14	1	2:44.917	46.459	1:16.067	42.391	217.7	40:34.682
								15	1	2:48.809	45.315	1:19.734	43.760	210.9	43:23.491
								16	1	2:53.942	46.705	1:21.170	46.067	219.5	46:17.433
								17	1	2:47.583	46.132	1:18.550	42.901	226.4	49:05.016
								18	1	2:49.008	45.864	1:18.895	44.249	220.4	51:54.024
								19	1	2:48.953	46.337	1:19.044	43.572	183.4	54:42.977
								20	1	2:47.989	45.972	1:18.612	43.405	216.0	57:30.966
								21	1	2:49.991	46.171	1:19.727	44.093	225.9	1:00:20.957
								22	1	2:51.148	46.638	1:20.873	43.637	223.1	1:03:12.105
<b>108 JR Motorsport</b> t.b.a. GT 1. Bob Herber								1	1	2:31.356	44.716	1:08.797	<b>37.843</b>	232.3	2:31.356
								2	1	2:28.930	42.853	1:08.202	37.875	238.4	5:00.286
								3	1	2:29.293	42.614	1:08.705	37.974	237.9	7:29.579
								4	1	2:30.364	42.541	1:08.749	39.074	239.5	9:59.943
								5	1	3:09.078	42.507	1:48.275	38.296	238.9	13:09.021
								6	1	2:31.274	42.460	1:09.379	39.435	241.1	15:40.295
								7	1	<b>2:28.725</b>	42.474	<b>1:08.079</b>	38.172	241.6	18:09.020
								8	1	2:28.808	<b>42.291</b>	1:08.386	38.131	242.2	20:37.828
								9	1	2:31.767	42.310	1:09.783	39.674	244.9	23:09.595
								10	1	2:30.437	42.425	1:08.860	39.152	242.2	25:40.032
								11	1	2:39.659 <b>B</b>	42.707	1:11.372	45.580	250.0	28:19.691
								12	1	4:01.627	2:11.669	1:10.619	39.339	228.8	32:21.318
								13	1	2:32.939	43.396	1:10.006	39.537	238.9	34:54.257
								14	1	2:33.532	43.658	1:10.540	39.334	237.9	37:27.789
								15	1	2:33.398	43.658	1:10.263	39.477	236.8	40:01.187
								16	1	2:33.821	43.737	1:10.960	39.124	225.9	42:35.008
								17	1	2:33.746	44.033	1:10.562	39.151	237.9	45:08.754
								18	1	2:33.992	44.670	1:10.373	38.949	234.8	47:42.746
								19	1	2:33.432	43.878	1:10.703	38.851	233.3	50:16.178
								20	1	2:32.307	43.593	1:10.048	38.666	236.8	52:48.485
								21	1	2:32.553	43.364	1:10.315	38.874	231.8	55:21.038
								22	1	2:33.615	43.252	1:10.736	39.627	241.1	57:54.653
								23	1	2:32.332	43.268	1:10.023	39.041	238.9	1:00:26.985
								24	1	2:33.374	43.189	1:10.509	39.676	239.5	1:03:00.359
<b>109 Topper Team</b> Porsche 997 GT3 Cup GT 1. Dirk Schulz								1	1	2:42.358	48.203	1:14.293	39.862	219.5	2:42.358
								2	1	2:35.712	43.933	1:12.355	39.424	247.7	5:18.070
								3	1	2:35.297	43.575	1:12.588	39.134	248.3	7:53.367
								4	1	2:34.356	<b>43.011</b>	1:12.042	39.303	246.6	10:27.723
								5	1	3:06.308	44.070	1:42.720	39.518	183.7	13:34.031
<b>111 JR Motorsport</b> BMW M4 Silhouette GT 1. Ward/Bas Sluys/Schouten								1	1	2:55.519	53.987	1:19.296	42.236	220.9	2:55.519
								2	1	<b>2:43.372</b>	45.996	<b>1:15.870</b>	<b>41.506</b>	223.6	5:38.891
								3	1	2:44.039	45.409	1:16.817	41.813	224.1	8:22.930
								4	1	2:46.954	46.049	1:16.841	44.064	214.3	11:09.884
								5	1	3:17.410	1:16.467	1:18.573	42.370	179.1	14:27.294
								6	1	2:45.382	45.806	1:17.346	42.230	227.8	17:12.676
								7	1	2:44.778	45.725	1:16.293	42.760	216.9	19:57.454
								8	1	2:43.949	45.736	1:16.376	41.837	227.8	22:41.403
								9	1	2:52.694 <b>B</b>	45.859	1:17.611	49.224	206.5	25:34.097
								10	1	4:00.949	2:02.437	1:16.807	41.705	219.5	29:35.046
								11	1	2:43.676	<b>45.247</b>	1:16.750	41.679	215.1	32:18.722
								12	1	2:43.823	45.664	1:16.349	41.810	221.3	35:02.545
								13	1	2:47.220	45.640	1:19.215	42.365	214.7	37:49.765
								14	1	2:44.917	46.459	1:16.067	42.391	217.7	40:34.682
								15	1	2:48.809	45.315	1:19.734	43.760	210.9	43:23.491
								16	1	2:53.942	46.705	1:21.170	46.067	219.5	46:17.433
								17	1	2:47.583	46.132	1:18.550	42.901	226.4	49:05.016
								18	1	2:49.008	45.864	1:18.895	44.249	220.4	51:54.024
								19	1	2:48.953	46.337	1:19.044	43.572	183.4	54:42.977
								20	1	2:47.989	45.972	1:18.612	43.405	216.0	57:30.966
								21	1	2:49.991	46.171	1:19.727	44.093	225.9	1:00:20.957
								22	1	2:51.148	46.638	1:20.873	43.637	223.1	1:03:12.105
<b>113 Team Raceart</b> Porsche 991 GT3 Cup GT 1. Edward Grouwels								1	1	2:42.358	48.203	1:14.293	39.862	219.5	2:42.358
								2	1	2:35.712	43.933	1:12.355	39.424	247.7	5:18.070
								3	1	2:35.297	43.575	1:12.588	39.134	248.3	7:53.367
								4	1	2:34.356	<b>43.011</b>	1:12.042	39.303	246.6	10:27.723
								5	1	3:06.308	44.070	1:42.720	39.518	183.7	13:34.031





## SUPERCAR CHALLENGE SPA EURO RACE RACE 1

### Sector Analysis

■ Personal Best ■ Session Best B Crossing the finish line in pit lane

Lap	D	Time	Sector 1	Sector 2	Sector 3	T. Spd	Elapsed	Lap	D	Time	Sector 1	Sector 2	Sector 3	T. Spd	Elapsed
17	1	2:35.053	43.749	1:11.436	39.868	248.8	46:00.943	20	1	2:40.757	45.612	1:13.760	41.385	231.8	55:52.783
18	1	2:34.264	43.009	1:12.030	39.225	241.1	48:35.207	21	1	2:41.513	45.658	1:13.608	42.247	229.3	58:34.296
19	1	2:36.147	44.964	1:11.697	39.486	240.5	51:11.354	22	1	2:40.416	45.246	1:13.650	41.520	229.3	1:01:14.712
20	1	2:34.500	43.356	1:11.889	39.255	248.3	53:45.854	23	1	2:42.471	45.263	1:15.117	42.091	222.2	1:03:57.183
21	1	2:33.218	42.516	1:11.194	39.508	253.5	56:19.072	<b>204</b> <b>Munckhof Racing</b> BMW Z4 Coupe GTR S51							
22	1	2:35.291	43.144	1:12.278	39.869	250.0	58:54.363	1. Eric/Henry van den Munc							
23	1	2:32.892	42.721	1:11.011	39.160	249.4	1:01:27.255								
24	1	2:33.238	42.776	1:11.051	39.411	251.7	1:04:00.493								


Lap	D	Time	Sector 1	Sector 2	Sector 3	T. Spd	Elapsed
1	1	2:43.298	48.643	1:14.392	40.263	221.8	2:43.298
2	1	2:35.540	43.903	1:12.084	39.553	246.6	5:18.838
3	1	2:35.687	43.327	1:12.483	39.877	246.6	7:54.525
4	1	2:34.699	43.698	1:11.609	39.392	250.6	10:29.224
5	1	3:07.500	44.674	1:43.239	39.587	199.3	13:36.724
6	1	2:34.774	44.029	1:11.230	39.515	250.0	16:11.498
7	1	2:35.202	43.932	1:11.645	39.625	246.6	18:46.700
8	1	2:35.167	43.023	1:11.727	40.417	251.7	21:21.867
9	1	2:41.644	43.536	1:11.416	46.692	248.3	24:03.511
10	1	3:52.138	2:00.161	1:12.279	39.698	245.5	27:55.649
11	1	2:36.853	43.473	1:13.465	39.915	237.9	30:32.502
12	1	2:34.590	43.574	1:11.369	39.647	251.7	33:07.092
13	1	2:37.703	43.601	1:12.279	41.823	248.3	35:44.795
14	1	2:36.436	43.556	1:12.171	40.709	238.4	38:21.231
15	1	2:35.034	43.428	1:11.835	39.771	250.6	40:56.265
16	1	2:36.027	43.296	1:13.183	39.548	252.3	43:32.292
17	1	2:37.567	43.209	1:14.655	39.703	247.1	46:09.859
18	1	2:35.938	43.392	1:12.299	40.247	252.3	48:45.797
19	1	2:35.038	43.407	1:12.131	39.500	248.3	51:20.835
20	1	2:36.203	43.276	1:12.271	40.656	248.3	53:57.038
21	1	2:35.806	43.295	1:12.483	40.028	238.4	56:32.844
22	1	2:37.123	43.482	1:13.175	40.466	243.2	59:09.967
23	1	2:36.251	43.692	1:12.893	39.666	248.8	1:01:46.218
24	1	2:38.388	43.747	1:14.063	40.578	250.6	1:04:24.606

Lap	D	Time	Sector 1	Sector 2	Sector 3	T. Spd	Elapsed
1	1	2:46.470	50.591	1:14.731	41.148	228.3	2:46.470
2	1	2:40.319	45.975	1:13.138	41.206	209.7	5:26.789
3	1	2:39.887	45.905	1:13.229	40.753	223.6	8:06.676
4	1	2:40.983	46.673	1:12.781	41.529	222.7	10:47.659
5	1	3:23.953	1:17.706	1:24.994	41.253	79.8	14:11.612
6	1	2:38.826	45.579	1:12.414	40.833	229.8	16:50.438
7	1	2:38.452	45.485	1:12.282	40.685	230.8	19:28.890
8	1	2:41.366	45.283	1:14.364	41.719	231.8	22:10.256
9	1	2:40.868	46.578	1:12.498	41.792	226.9	24:51.124
10	1	2:41.806	46.776	1:13.631	41.399	207.7	27:32.930
11	1	2:49.812	46.647	1:13.181	49.984	225.0	30:22.742
12	1	4:03.490	2:07.936	1:14.286	41.268	221.8	34:26.232
13	1	2:40.311	45.418	1:13.756	41.137	223.6	37:06.543
14	1	2:40.414	45.622	1:13.781	41.011	224.1	39:46.957
15	1	2:40.026	45.638	1:13.170	41.218	229.8	42:26.983
16	1	2:40.870	45.510	1:14.022	41.338	228.3	45:07.853
17	1	2:41.158	46.725	1:13.402	41.031	225.9	47:49.011
18	1	2:41.428	45.563	1:13.938	41.927	229.8	50:30.439
19	1	2:41.587	46.546	1:13.749	41.292	222.2	53:12.026

Lap	D	Time	Sector 1	Sector 2	Sector 3	T. Spd	Elapsed
1	1	2:45.868	49.605	1:14.887	41.376	226.4	2:45.868
2	1	2:40.378	46.355	1:13.061	40.962	226.9	5:26.246
3	1	2:40.222	46.199	1:13.246	40.777	225.0	8:06.468
4	1	2:39.616	46.197	1:12.804	40.615	226.4	10:46.084
5	1	3:19.718	1:16.230	1:22.659	40.829	77.8	14:05.802
6	1	2:39.558	45.918	1:13.101	40.539	228.3	16:45.360
7	1	2:39.896	45.963	1:13.261	40.672	230.3	19:25.256
8	1	2:41.081	45.640	1:13.403	42.038	229.8	22:06.337
9	1	2:40.042	45.888	1:13.162	40.992	229.3	24:46.379
10	1	2:40.954	46.308	1:13.680	40.966	227.4	27:27.333
11	1	2:42.703	46.077	1:14.448	42.178	227.4	30:10.036
12	1	2:51.890	46.557	1:14.409	50.924	228.3	33:01.926
13	1	4:02.889	2:08.268	1:13.503	41.118	216.9	37:04.815
14	1	2:40.243	46.122	1:13.257	40.864	226.4	39:45.058
15	1	2:39.930	45.843	1:13.041	41.046	225.9	42:24.988
16	1	2:41.577	45.778	1:15.176	40.623	225.9	45:06.565
17	1	2:40.113	46.099	1:13.090	40.924	226.9	47:46.678
18	1	2:40.113	45.596	1:13.575	40.942	226.4	50:26.791
19	1	2:40.696	45.902	1:13.361	41.433	225.5	53:07.487
20	1	2:39.262	45.667	1:12.734	40.861	231.3	55:46.749
21	1	2:42.526	45.203	1:15.421	41.902	231.8	58:29.275
22	1	2:42.925	46.862	1:14.969	41.094	229.8	1:01:12.200
23	1	2:40.122	46.032	1:12.938	41.152	226.9	1:03:52.322

Lap	D	Time	Sector 1	Sector 2	Sector 3	T. Spd	Elapsed
1	1	2:58.523	54.670	1:20.919	42.934	194.9	2:58.523
2	1	2:47.349	47.916	1:16.328	43.105	210.9	5:45.872
3	1	2:48.562	48.639	1:16.621	43.302	206.9	8:34.434
4	1	2:51.988	48.332	1:17.095	46.561	212.2	11:26.422
5	1	3:16.166	1:15.957	1:16.551	43.658	204.2	14:42.588
6	1	2:48.833	48.248	1:17.199	43.386	195.7	17:31.421
7	1	2:49.374	48.488	1:16.617	44.269	208.5	20:20.795
8	1	2:47.058	48.158	1:16.196	42.704	208.9	23:07.853
9	1	2:48.147	48.357	1:16.568	43.222	210.5	25:56.000
10	1	2:48.612	48.557	1:16.570	43.485	207.3	28:44.612
11	1	2:48.316	48.393	1:16.472	43.451	205.7	31:32.928
12	1	3:00.159	48.272	1:16.557	55.330	204.5	34:33.087
13	1	4:10.499	2:03.874	1:19.758	46.867	192.5	38:43.586
14	1	2:58.268	50.438	1:21.602	46.228	200.4	41:41.854
15	1	2:56.556	49.660	1:21.445	45.451	201.1	44:38.410
16	1	2:54.863	50.009	1:20.044	44.810	201.1	47:33.273
17	1	2:54.615	49.653	1:20.393	44.569	194.2	50:27.888
18	1	2:54.558	50.136	1:19.806	46.616	195.7	53:22.446
19	1	2:54.985	49.171	1:19.898	45.916	181.8	56:17.431
20	1	2:53.771	49.410	1:20.072	44.289	202.2	59:11.202
21	1	2:54.471	49.485	1:20.078	44.908	213.0	1:02:05.673
22	1	2:56.479	50.347	1:20.393	45.739	194.6	1:05:02.152






## SUPERCAR CHALLENGE SPA EURO RACE RACE 1

### Sector Analysis

■ Personal Best ■ Session Best B Crossing the finish line in pit lane

Lap	D	Time	Sector 1	Sector 2	Sector 3	T. Spd	Elapsed	Lap	D	Time	Sector 1	Sector 2	Sector 3	T. Spd	Elapsed					
9	1	2:39.700	45.452	1:13.285	40.963	231.3	24:39.523	18	1	2:41.211	45.705	1:14.454	41.052	237.9	50:51.884					
10	1	2:38.964	45.286	1:12.810	40.868	231.3	27:18.487	19	1	2:41.080	45.554	1:14.494	41.032	238.4	53:32.964					
11	1	2:39.560	45.495	1:12.765	41.300	231.8	29:58.047	20	1	2:40.450	45.274	1:14.299	40.877	241.1	56:13.414					
12	1	2:39.338	45.423	1:12.945	40.970	230.8	32:37.385	21	1	2:41.888	45.772	1:14.442	41.674	243.2	58:55.302					
13	1	2:40.385	45.235	1:13.680	41.470	223.6	35:17.770	22	1	2:42.806	47.684	1:14.365	40.757	239.5	1:01:38.108					
14	1	2:47.366 B	46.420	1:13.988	46.958	232.8	38:05.136	23	1	2:41.185	46.012	1:14.271	40.902	239.5	1:04:19.293					
15	1	4:05.737	2:06.081	1:15.915	43.741	230.8	42:10.873	<b>299</b> JR Motorsport BMW GTR SS1 1. Rick Renmans												
16	1	2:43.674	47.021	1:15.099	41.554	227.8	44:54.547	1	1	3:02.795	55.339	1:22.968	44.488	198.5	3:02.795					
17	1	2:42.341	46.012	1:14.826	41.503	233.3	47:36.888	2	1	2:46.601	47.122	1:15.687	43.792	220.4	5:49.396					
18	1	2:42.084	45.867	1:14.293	41.924	230.3	50:18.972	3	1	2:44.351	46.904	1:15.266	42.181	220.4	8:33.747					
19	1	2:42.762	46.112	1:14.840	41.810	230.3	53:01.734	4	1	2:46.233	46.361	1:14.150	45.722	226.9	11:19.980					
20	1	2:43.613	45.971	1:15.519	42.123	228.3	55:45.347	5	1	3:18.182	1:20.139	1:15.290	42.753	213.4	14:38.162					
21	1	2:43.810	46.240	1:15.620	41.950	229.3	58:29.157	6	1	3:17.402 B	51.771	1:24.406	1:01.225	194.2	17:55.564					
22	1	2:44.257	47.057	1:15.398	41.802	229.3	1:01:13.414	7	1	8:26.080	6:29.104	1:15.516	41.460	222.2	26:21.644					
23	1	2:43.256	46.291	1:15.248	41.717	232.3	1:03:56.670	8	1	2:42.762	46.239	1:14.745	41.778	224.1	29:04.406					
<b>246</b> Stichting Euro Autosport BMW E92 M3 SS1 1. Ruud Olij							9							1	2:42.447	45.848	1:15.015	41.584	215.1	31:46.853
1	1	3:06.036	1:05.208	1:18.456	42.372	197.1	3:06.036	10	1	2:51.740 B	47.479	1:14.045	50.216	229.8	34:38.593					
2	1	2:41.410	45.695	1:14.145	41.570	237.4	5:47.446	11	1	5:24.064	3:25.190	1:15.655	43.219	214.3	40:02.657					
3	1	2:40.792	45.855	1:13.027	41.910	235.8	8:28.238	12	1	2:45.052	46.011	1:16.789	42.252	231.3	42:47.709					
4	1	2:39.644	45.548	1:13.181	40.915	234.3	11:07.882	13	1	2:45.101	46.965	1:15.041	43.095	199.6	45:32.810					
5	1	3:15.057	1:18.322	1:15.560	41.175	108.9	14:22.939	14	1	2:46.203	46.409	1:17.824	41.970	225.9	48:19.013					
6	1	2:39.276	44.754	1:12.965	41.557	237.4	17:02.215	15	1	2:42.177	45.882	1:14.561	41.734	234.8	51:01.190					
7	1	2:37.418	45.260	1:12.140	40.018	235.8	19:39.633	16	1	2:43.321	46.444	1:14.869	42.008	227.4	53:44.511					
8	1	2:38.211	45.493	1:12.221	40.497	239.5	22:17.844	17	1	2:44.338	46.042	1:15.572	42.724	234.3	56:28.849					
9	1	2:40.664	45.261	1:15.103	40.300	226.4	24:58.508	18	1	2:55.134	46.950	1:18.681	49.503	235.3	59:23.983					
10	1	2:38.293	45.123	1:12.583	40.587	238.4	27:36.801	19	1	3:13.458 B	51.227	1:23.514	58.717	182.4	1:02:37.441					
11	1	2:39.307	45.469	1:12.464	41.374	234.8	30:16.108	<b>305</b> PDS Racing Seat Leon Supercopa MK11 SS2 1. Michael Smith												
12	1	2:40.572	45.308	1:12.978	42.286	239.5	32:56.680	1	1	3:01.663	58.993	1:18.937	43.733	203.4	3:01.663					
13	1	2:56.656 B	47.488	1:15.552	53.616	193.9	35:53.336	2	1	2:48.291	48.856	1:15.923	43.512	204.2	5:49.954					
<b>259</b> BS Racing Team BMW E46 GTR SS1 1. Marcel/Peter van de Maat							3							1	2:46.171	48.314	1:15.238	42.619	208.9	8:36.125
1	1	2:46.143	49.969	1:15.014	41.160	227.8	2:46.143	4	1	2:46.614	47.542	1:14.677	44.395	212.2	11:22.739					
2	1	2:40.778	46.294	1:13.757	40.727	218.6	5:26.921	5	1	3:16.231	1:18.867	1:14.881	42.483	206.5	14:38.970					
<b>262</b> Van der Kooi Racing Lotus Exige V6 SS1 1. Roelant de Waard							6							1	2:45.273	47.444	1:15.147	42.682	212.2	17:24.243
1	1	2:48.845	50.480	1:17.150	41.215	234.8	2:48.845	7	1	2:45.284	47.425	1:14.899	42.960	206.9	20:09.527					
2	1	2:48.073	51.497	1:15.212	41.364	229.3	5:36.918	8	1	2:45.547	47.648	1:15.294	42.605	216.4	22:55.074					
3	1	2:43.890	46.214	1:14.686	42.990	238.4	8:20.808	9	1	2:47.257	47.684	1:16.403	43.170	210.1	25:42.331					
4	1	2:41.853	45.802	1:14.289	41.762	240.0	11:02.661	10	1	2:52.926 B	47.831	1:15.869	49.226	210.9	28:35.257					
5	1	3:17.194	1:19.554	1:16.302	41.338	105.1	14:19.855	11	1	4:02.814	2:03.975	1:15.784	43.055	208.9	32:38.071					
6	1	2:43.124	45.736	1:14.802	42.586	229.8	17:02.979	12	1	2:47.206	47.791	1:16.246	43.169	209.3	35:25.277					
7	1	2:40.887	45.338	1:14.270	41.279	228.8	19:43.866	13	1	2:46.992	48.062	1:16.004	42.926	208.9	38:12.269					
8	1	2:40.108	45.598	1:13.629	40.881	241.6	22:23.974	14	1	2:48.747	47.452	1:18.098	43.197	206.1	41:01.016					
9	1	2:41.282	45.337	1:14.834	41.111	242.7	25:05.256	15	1	2:46.441	47.381	1:15.803	43.257	219.5	43:47.457					
10	1	2:40.977	45.635	1:13.785	40.557	242.2	27:46.233	16	1	2:53.268 B	47.786	1:16.885	48.597	211.8	46:40.725					
11	1	2:40.192	45.930	1:13.583	40.679	240.0	30:26.425	17	1	2:57.619	57.877	1:16.824	42.918	201.5	49:38.344					
12	1	2:41.050	45.449	1:14.104	41.497	240.0	33:07.475	18	1	2:47.438	47.595	1:16.613	43.230	217.7	52:25.782					
13	1	2:41.943	45.804	1:14.441	41.698	240.0	35:49.418	19	1	2:49.368	47.377	1:18.087	43.904	199.3	55:15.150					
14	1	2:48.153 B	46.708	1:13.948	47.497	241.6	38:37.571	20	1	2:50.024	47.929	1:18.587	43.508	219.5	58:05.174					
15	1	4:10.167	2:11.635	1:16.892	41.640	236.8	42:47.738	21	1	2:48.708	47.410	1:17.643	43.655	210.5	1:00:53.882					
16	1	2:41.060	46.122	1:14.307	40.631	235.3	45:28.798	22	1	2:49.386	47.661	1:18.429	43.296	218.2	1:03:43.268					
17	1	2:41.875	46.137	1:14.878	40.860	237.9	48:10.673	<b>306</b> Intersport Racing BMW E46 M3 SS2 1. Adam/Kevin Hayes/Clark												




**SUPERCAR CHALLENGE**  
**SPA EURO RACE**  
**RACE 1**

**Sector Analysis**

■ Personal Best ■ Session Best B Crossing the finish line in pit lane

Lap	D	Time	Sector 1	Sector 2	Sector 3	T. Spd	Elapsed	Lap	D	Time	Sector 1	Sector 2	Sector 3	T. Spd	Elapsed
1	1	2:57.740	54.959	1:20.129	42.652	195.7	2:57.740	23	1	2:46.246	46.943	1:16.019	43.284	222.2	1:05:26.502
2	1	2:45.165	46.483	1:16.046	42.636	216.9	5:42.905	<b>351</b> DRDO-Koopman Racing BMW M3 E46 1.Peter Koolewijn DRDO							
3	1	2:44.957	46.189	1:16.290	42.478	217.3	8:27.862	1	1	2:59.538	55.498	1:20.857	43.183	200.7	2:59.538
4	1	2:47.964	46.981	1:16.466	44.517	225.0	11:15.826	2	1	2:49.244	47.891	1:17.794	43.559	211.8	5:48.782
5	1	3:18.675	1:19.718	1:16.592	42.365	193.9	14:34.501	3	1	2:50.434	48.679	1:18.408	43.347	215.6	8:39.216
6	1	2:44.748	47.179	1:15.816	41.753	215.6	17:19.249	4	1	2:59.807	48.235	1:17.941	53.631	221.3	11:39.023
<b>311</b> Spork Racing Team Seat Leon Supercopa 1.Jimmy/Kris Adriaenssens/ SS2							5	1	3:08.228	1:08.102	1:17.031	43.095	218.6	14:47.251	
1	1	2:53.988	54.122	1:17.131	42.735	208.9	2:53.988	6	1	2:48.855	48.320	1:17.428	43.107	216.4	17:36.106
2	1	2:47.546	48.615	1:15.223	43.708	211.8	5:41.534	7	1	2:47.993	48.000	1:16.814	43.179	220.0	20:24.099
3	1	2:46.569	48.301	1:15.238	43.030	213.4	8:28.103	8	1	2:47.740	47.927	1:16.622	43.191	215.6	23:11.839
4	1	2:45.395	47.782	1:14.954	42.659	215.6	11:13.498	9	1	2:57.096 B	48.003	1:17.287	51.806	214.7	26:08.935
5	1	3:18.089	1:22.032	1:13.628	42.429	178.8	14:31.587	10	1	4:44.352	2:42.382	1:18.173	43.797	207.7	30:53.287
6	1	2:43.492	47.743	1:13.482	42.267	215.1	17:15.079	11	1	2:49.425	48.522	1:17.584	43.319	216.9	33:42.712
7	1	2:43.745	47.617	1:13.712	42.416	215.1	19:58.824	12	1	2:49.150	48.439	1:17.172	43.539	215.6	36:31.862
8	1	2:44.317	47.648	1:14.058	42.611	215.6	22:43.141	13	1	2:50.725	48.263	1:18.225	44.237	221.3	39:22.587
9	1	2:51.942 B	47.589	1:15.239	49.114	216.4	25:35.083	<b>352</b> DRDO-Koopman Racing BMW M3 E46 1.Emile/Ronald Drummen/F DRDO							
10	1	4:01.526	2:02.129	1:16.399	42.998	209.3	29:36.609	1	1	3:03.320	56.132	1:22.542	44.646	194.2	3:03.320
11	1	2:43.998	48.082	1:13.622	42.294	213.0	32:20.607	2	1	2:50.740	48.863	1:17.625	43.522	218.2	5:53.330
12	1	2:43.673	47.599	1:13.683	42.391	213.9	35:04.280	3	1	2:50.740	49.172	1:18.229	43.339	214.7	8:44.070
13	1	2:46.251	47.631	1:15.169	43.451	214.3	37:50.531	4	1	3:02.050	49.336	1:17.670	55.044	211.4	11:46.120
14	1	2:44.978	47.991	1:14.282	42.705	215.1	40:35.509	5	1	3:03.905	1:02.754	1:17.489	43.662	218.6	14:50.025
15	1	2:46.700	48.526	1:14.902	43.272	214.7	43:22.209	6	1	2:50.388	49.037	1:17.632	43.719	220.0	17:40.413
16	1	2:46.169	48.204	1:15.180	42.785	213.4	46:08.378	7	1	2:56.902 B	48.590	1:17.241	51.071	222.7	20:37.315
17	1	2:45.228	47.740	1:14.666	42.822	214.3	48:53.606	8	1	4:29.916	2:20.572	1:22.407	46.937	210.5	25:07.231
18	1	2:45.277	47.864	1:14.690	42.723	214.3	51:38.883	9	1	2:58.771	50.864	1:21.666	46.241	191.2	28:06.002
19	1	2:46.224	47.945	1:15.351	42.928	213.4	54:25.107	10	1	2:57.066	50.995	1:20.543	45.528	186.2	31:03.068
20	1	2:46.086	48.130	1:15.104	42.852	214.7	57:11.193	11	1	2:56.563	50.088	1:20.326	46.149	194.2	33:59.631
21	1	2:45.331	47.920	1:14.754	42.657	215.6	59:56.524	12	1	2:56.025	49.967	1:20.382	45.676	194.9	36:55.656
22	1	2:47.181	49.070	1:15.330	42.781	212.2	1:02:43.705	13	1	2:58.031	50.434	1:21.690	45.907	190.5	39:53.687
23	1	2:47.123	48.360	1:15.562	43.201	214.3	1:05:30.828	14	1	3:00.565	51.303	1:22.282	46.980	166.9	42:54.252
<b>324</b> West Suffolk Racing BMW E90 1.Ollie Taylor SS2 2.Jordan Albert							15	1	2:56.435	51.073	1:20.018	45.344	204.2	45:50.687	
1	1	2:49.654	52.203	1:15.762	41.689	229.3	2:49.654	16	1	2:58.690	51.391	1:21.614	45.685	196.4	48:49.377
2	1	2:42.594	46.923	1:14.188	41.483	232.3	5:32.248	17	1	3:07.210	50.200	1:20.990	56.020	195.7	51:56.587
3	1	2:41.388	45.845	1:13.995	41.548	225.0	8:13.636	18	1	2:57.314	50.457	1:20.430	46.427	188.8	54:53.901
4	1	2:40.454	45.944	1:13.185	41.325	229.8	10:54.090	19	1	2:57.091	50.262	1:20.339	46.490	201.9	57:50.992
5	1	3:19.509	1:23.309	1:15.018	41.182	101.9	14:13.599	20	1	2:58.119	51.192	1:20.361	46.566	193.9	1:00:49.111
6	1	2:40.911	45.784	1:13.254	41.873	231.3	16:54.510	21	1	2:58.716	49.401	1:22.246	47.069	206.9	1:03:47.827
7	1	2:40.843	45.516	1:13.878	41.449	234.3	19:35.353	<b>354</b> DRDO-Koopman Racing BMW M3 E46 1.Freddy Schaap DRDO							
8	1	2:42.298	45.801	1:14.125	42.372	231.8	22:17.651	1	1	3:08.010	1:00.042	1:22.955	45.013	188.8	3:08.010
9	1	2:45.043	46.238	1:17.102	41.703	226.9	25:02.694	2	1	2:54.324	49.686	1:19.881	44.757	214.7	6:02.334
10	1	2:51.925 B	46.105	1:14.657	51.163	222.7	27:54.619	3	1	2:56.283	50.577	1:20.485	45.221	213.0	8:58.617
11	1	4:38.580	2:41.027	1:15.273	42.280	223.6	32:33.199	4	1	3:23.363	50.404	1:20.223	1:12.736	213.0	12:21.980
12	1	2:43.278	46.874	1:14.278	42.126	228.8	35:16.477	5	1	2:58.886	54.348	1:20.016	44.522	205.7	15:20.866
13	1	2:44.797	46.761	1:14.584	43.452	230.8	38:01.274	6	1	2:53.388	49.031	1:19.547	44.810	221.8	18:14.254
14	1	2:43.217	46.524	1:14.684	42.009	228.8	40:44.491	7	1	3:03.664 B	49.229	1:20.924	53.511	223.6	21:17.918
15	1	2:44.754	46.206	1:16.827	41.721	230.8	43:29.245	8	1	4:13.289	2:07.709	1:21.167	44.413	218.6	25:31.207
16	1	2:45.547	46.335	1:16.358	42.854	229.8	46:14.792	9	1	2:56.698	50.428	1:21.607	44.663	220.4	28:27.905
17	1	2:43.025	46.293	1:14.519	42.213	231.8	48:57.817	10	1	2:54.833	50.170	1:20.313	44.350	221.8	31:22.738
18	1	2:43.620	46.473	1:15.496	41.651	231.3	51:41.437	11	1	2:53.083	49.388	1:19.570	44.125	218.2	34:15.821
19	1	2:44.401	47.808	1:14.617	41.976	215.1	54:25.838	12	1	2:55.013	49.754	1:20.911	44.348	220.4	37:10.834
20	1	2:44.250	46.507	1:15.536	42.207	226.9	57:10.088								
21	1	2:44.315	45.947	1:15.703	42.665	226.9	59:54.403								
22	1	2:45.853	46.434	1:16.190	43.229	226.4	1:02:40.256								



## SUPERCAR CHALLENGE SPA EURO RACE RACE 1

### Sector Analysis

Personal Best Session Best B Crossing the finish line in pit lane


Lap	D	Time	Sector 1	Sector 2	Sector 3	T. Spd	Elapsed	Lap	D	Time	Sector 1	Sector 2	Sector 3	T. Spd	Elapsed
13	1	2:56.485	49.420	1:21.264	45.801	218.2	40:07.319	21	1	2:57.499	50.349	1:20.562	46.588	197.8	1:05:08.276
14	1	2:58.045	49.576	1:23.833	44.636	218.6	43:05.364	<b>358</b> DRDO - Certainty BMW M3 E46 1. Floris Dullaart DRDO							
15	1	2:54.106	49.268	1:20.366	44.472	221.8	45:59.470	1	1	3:04.726	56.569	1:22.123	46.034	196.7	3:04.726
16	1	2:55.827	49.858	1:20.962	45.007	221.3	48:55.297	2	1	<b>2:51.933</b>	<b>49.012</b>	<b>1:18.018</b>	<b>44.903</b>	216.0	5:56.659
17	1	3:02.477 B	49.428	1:20.782	52.267	211.4	51:57.774	<b>360</b> DRDO BMW GTR 1. Cees/Leon Lubbers/Rijnbe SS1							
18	1	3:04.497	1:00.701	1:19.730	<b>44.066</b>	207.7	55:02.271	1	1	3:02.496	54.793	1:22.658	45.045	198.5	3:02.496
19	1	2:53.997	49.376	<b>1:19.514</b>	45.107	197.8	57:56.268	2	1	2:53.368	49.247	1:18.908	45.213	217.3	5:55.864
20	1	2:54.037	49.524	1:20.165	44.348	216.0	1:00:50.305	3	1	2:51.261	48.509	1:17.772	44.980	214.7	8:47.125
21	1	2:55.425	<b>48.981</b>	1:21.768	44.676	216.9	1:03:45.730	4	1	3:00.509	48.945	1:16.964	54.600	217.3	11:47.634

Lap	D	Time	Sector 1	Sector 2	Sector 3	T. Spd	Elapsed
1	1	3:00.236	54.817	1:22.174	<b>43.245</b>	198.2	3:00.236
2	1	2:48.261	48.074	1:16.265	43.922	220.4	5:48.497
3	1	2:50.043	47.708	1:18.819	43.516	214.3	8:38.540
4	1	2:57.566	47.904	1:16.765	52.897	220.4	11:36.106
5	1	3:10.099	1:09.862	1:16.613	43.624	214.7	14:46.205
6	1	<b>2:48.051</b>	<b>47.661</b>	1:16.946	43.444	217.3	17:34.256
7	1	2:48.725	48.283	1:16.778	43.664	219.1	20:22.981
8	1	2:48.139	48.407	<b>1:16.061</b>	43.671	221.3	23:11.120
9	1	2:56.385 B	48.416	1:17.178	50.791	222.7	26:07.505
10	1	4:34.529	2:31.674	1:17.877	44.978	204.5	30:42.034
11	1	2:48.855	47.955	1:16.969	43.931	220.9	33:30.889
12	1	2:48.913	48.282	1:17.186	43.445	213.9	36:19.802
13	1	2:48.907	48.158	1:16.980	43.769	217.7	39:08.709
14	1	2:52.240	50.442	1:17.538	44.260	212.2	42:00.949
15	1	2:49.823	48.079	1:17.818	43.926	213.4	44:50.772
16	1	2:51.979	48.736	1:19.037	44.206	220.0	47:42.751
17	1	2:52.104	48.151	1:18.635	45.318	216.0	50:34.855
18	1	2:50.320	47.947	1:18.437	43.936	213.4	53:25.175
19	1	2:51.637	48.287	1:18.511	44.839	207.3	56:16.812
20	1	2:52.636	48.430	1:19.787	44.419	220.0	59:09.448
21	1	2:51.848	48.606	1:18.450	44.792	220.9	1:02:01.296
22	1	2:51.272	48.310	1:17.696	45.266	217.7	1:04:52.568

Lap	D	Time	Sector 1	Sector 2	Sector 3	T. Spd	Elapsed
1	1	3:07.427	59.145	1:22.578	45.704	190.5	3:07.427
2	1	2:55.876	51.133	1:19.706	45.037	197.4	6:03.303
3	1	2:55.860	50.489	1:19.922	45.449	209.7	8:59.163
4	1	3:23.846	50.296	1:20.089	1:13.461	200.0	12:23.009
5	1	2:55.987	51.555	1:19.637	44.795	200.4	15:18.996
6	1	<b>2:52.790</b>	49.681	<b>1:18.374</b>	44.735	205.7	18:11.786
7	1	2:53.394	49.627	1:18.573	45.194	210.5	21:05.180
8	1	2:54.788	49.920	1:19.654	45.214	204.9	23:59.968
9	1	2:59.568 B	49.776	1:18.844	50.948	203.8	26:59.536
10	1	4:16.259	2:12.139	1:19.204	44.916	196.7	31:15.795
11	1	2:52.992	49.769	1:18.642	44.581	201.9	34:08.787
12	1	2:53.088	<b>49.559</b>	1:18.876	44.653	204.2	37:01.875
13	1	2:54.509	50.943	1:19.060	<b>44.506</b>	201.1	39:56.384
14	1	2:56.924	49.698	1:21.542	45.684	197.1	42:53.308
15	1	3:10.660 B	55.832	1:21.209	53.619	183.4	46:03.968
16	1	3:57.519	1:48.536	1:21.939	47.044	186.2	50:01.487
17	1	3:05.255	52.006	1:25.424	47.825	187.5	53:06.742
18	1	3:01.349	51.738	1:22.326	47.285	192.5	56:08.091
19	1	2:59.548	50.881	1:22.320	46.347	196.4	59:07.639
20	1	3:03.138	55.321	1:21.716	46.101	196.0	1:02:10.777

Lap	D	Time	Sector 1	Sector 2	Sector 3	T. Spd	Elapsed
1	1	3:14.290	1:03.524	1:23.284	<b>47.482</b>	188.5	3:14.290
2	1	<b>3:05.904</b>	<b>53.346</b>	<b>1:22.117</b>	50.441	194.9	6:20.194
3	1	4:07.820 B	59.300	1:48.953	1:19.567	151.0	10:28.014

Lap	D	Time	Sector 1	Sector 2	Sector 3	T. Spd	Elapsed
1	1	3:13.238	1:03.012	1:22.934	47.292	191.8	3:13.238
2	1	3:01.200	53.714	1:21.106	46.380	186.2	6:14.438
3	1	3:00.399	53.383	1:20.637	46.379	189.1	9:14.837
4	1	3:28.976	53.393	1:23.756	1:11.827	188.5	12:43.813
5	1	3:01.114	53.559	1:21.400	46.155	188.5	15:44.927
6	1	3:02.454	53.098	1:22.164	47.192	192.2	18:47.381
7	1	<b>2:57.818</b>	52.746	1:19.595	<b>45.477</b>	190.8	21:45.199
8	1	2:58.031	52.810	<b>1:19.187</b>	46.034	190.1	24:43.230
9	1	3:00.338	53.830	1:19.846	46.662	189.8	27:43.568
10	1	3:03.252	53.107	1:23.644	46.501	189.5	30:46.820
11	1	3:08.092 B	53.216	1:21.117	53.759	189.5	33:54.912
12	1	4:14.181	2:06.558	1:21.368	46.255	189.5	38:09.093
13	1	3:01.455	<b>52.514</b>	1:22.381	46.560	190.5	41:10.548
14	1	2:59.273	53.328	1:20.151	45.794	188.8	44:09.821
15	1	2:59.673	53.255	1:20.309	46.109	188.5	47:09.494
16	1	3:00.691	54.645	1:20.094	45.952	187.8	50:10.185



**SUPERCAR CHALLENGE**  
**SPA EURO RACE**  
**RACE 1**

**Sector Analysis**

Personal Best Session Best B Crossing the finish line in pit lane

Lap	D	Time	Sector 1	Sector 2	Sector 3	T. Spd	Elapsed	Lap	D	Time	Sector 1	Sector 2	Sector 3	T. Spd	Elapsed
17	1	3:00.440	53.203	1:20.885	46.352	190.1	53:10.625	1	1	3:14.232	1:04.517	1:21.921	47.794	187.2	3:14.232
18	1	3:01.026	53.800	1:20.743	46.483	192.2	56:11.651	2	1	3:02.352	53.948	1:21.858	46.546	186.2	6:16.584
19	1	3:03.353	54.523	1:21.767	47.063	191.5	59:15.004	3	1	3:01.571	53.794	1:20.581	47.196	185.9	9:18.155
20	1	2:58.697	52.850	1:20.102	45.745	193.5	1:02:13.701	4	1	3:31.746	54.776	1:24.140	1:12.830	184.6	12:49.901
21	1	3:00.076	52.869	1:19.950	47.257	191.8		5	1	2:58.479	52.771	1:19.475	46.233	183.1	15:48.380

**402** **Traxx Racing Team** Peugeot RCZ Cup Sport  
1.Chris/Bart Voet/van den B

1	1	3:30.047	58.368	1:47.146	44.533	204.2	3:30.047
2	1	2:54.516	51.124	1:18.635	44.757	200.0	6:24.563
3	1	2:54.790	52.228	1:18.468	44.094	195.7	9:19.353
4	1	3:26.474	51.736	1:24.107	1:10.631	197.1	12:45.827
5	1	2:52.983	50.889	1:17.706	44.388	198.9	15:38.810
6	1	2:53.645	50.770	1:18.005	44.870	201.1	18:32.455
7	1	2:54.055	50.610	1:18.665	44.780	202.2	21:26.510
8	1	2:53.265	50.767	1:17.709	44.789	200.7	24:19.775
9	1	2:53.488	51.026	1:17.905	44.557	199.6	27:13.263
10	1	2:53.731	50.986	1:18.098	44.647	199.3	30:06.994
11	1	3:01.934	50.903	1:18.122	52.909	204.5	33:08.928
12	1	4:44.632	2:38.564	1:20.316	45.752	196.7	37:53.560
13	1	2:52.986	50.096	1:17.473	45.417	204.2	40:46.546
14	1	2:55.344	50.079	1:19.470	45.795	206.1	43:41.890
15	1	2:51.670	49.981	1:17.274	44.415	204.2	46:33.560
16	1	2:52.110	50.395	1:17.324	44.391	203.0	49:25.670
17	1	2:51.665	49.940	1:17.416	44.309	203.0	52:17.335
18	1	2:51.977	49.801	1:17.937	44.239	204.2	55:09.312
19	1	2:52.995	50.197	1:17.883	44.915	203.4	58:02.307
20	1	2:54.178	50.191	1:19.031	44.956	203.4	1:00:56.485
21	1	2:53.605	49.979	1:18.773	44.853	203.8	1:03:50.090

**403** **Spirit Racing** Renault Clio RS 2.0 16V Sport  
1.Rob Nieman

1	1	3:08.971	59.657	1:22.610	46.704	185.2	3:08.971
2	1	2:55.390	50.479	1:19.731	45.180	201.9	6:04.361
3	1	2:54.862	51.251	1:18.542	45.069	199.6	8:59.223
4	1	3:36.839	51.765	1:19.906	1:25.168	202.6	12:36.062
5	1	3:06.406	1:01.956	1:19.330	45.120	200.0	15:42.468
6	1	2:54.494	51.314	1:17.484	45.696	204.5	18:36.962
7	1	2:53.268	50.403	1:18.792	44.073	206.9	21:30.230
8	1	2:53.080	50.640	1:17.655	44.785	204.9	24:23.310
9	1	2:53.833	50.859	1:17.724	45.250	202.2	27:17.143
10	1	3:03.867	53.019	1:19.487	51.361	195.7	30:21.010
11	1	4:14.830	2:05.546	1:20.292	48.992	200.0	34:35.840
12	1	2:57.380	52.221	1:18.767	46.392	197.1	37:33.220
13	1	2:55.339	50.960	1:18.982	45.397	203.4	40:28.559
14	1	2:54.465	50.802	1:18.510	45.153	201.5	43:23.024
15	1	2:55.601	51.305	1:19.373	44.923	204.5	46:18.625
16	1	2:54.238	51.296	1:18.420	44.522	200.7	49:12.863
17	1	2:53.718	50.855	1:18.268	44.595	199.3	52:06.581
18	1	2:54.015	50.604	1:18.850	44.561	201.1	55:00.596
19	1	2:54.580	50.731	1:18.622	45.227	203.4	57:55.176
20	1	2:59.435	51.126	1:21.570	46.739	189.5	1:00:54.611
21	1	2:57.371	51.096	1:19.888	46.387	193.2	1:03:51.982

**413** **AT Motorsport** Ford Focus Sport  
1.Kim/Wim Troeijen/Lemme

**423** **Spirit Racing** Renault Clio RS 2.0 16V  
1.Jos Veldboer

1	1	3:12.781	1:02.432	1:22.810	47.539	191.8	3:12.781
2	1	3:02.763	54.720	1:21.261	46.782	185.9	6:15.544
3	1	3:02.474	52.825	1:22.139	47.510	190.8	9:18.018
4	1	3:32.182	53.600	1:26.827	1:11.755	188.5	12:50.200
5	1	3:07.698	54.527	1:23.852	49.319	187.5	15:57.898
6	1	3:06.423	55.118	1:22.849	48.456	188.8	19:04.321
7	1	3:04.825	53.383	1:23.454	47.988	186.2	22:09.146
8	1	3:07.955	53.206	1:26.164	48.585	190.8	25:17.101
9	1	3:08.521	53.239	1:26.183	49.099	185.2	28:25.622
10	1	3:14.478	54.095	1:24.223	56.160	183.1	31:40.100
11	1	4:20.399	2:08.546	1:24.091	47.762	184.9	36:00.499
12	1	3:06.460	53.750	1:23.664	49.046	185.2	39:06.959
13	1	3:05.851	53.585	1:23.390	48.876	185.2	42:12.810
14	1	3:07.355	54.163	1:24.900	48.292	185.9	45:20.165
15	1	3:09.585	55.954	1:24.731	48.900	181.8	48:29.750
16	1	3:07.460	54.074	1:24.704	48.682	184.9	51:37.210
17	1	3:07.029	54.769	1:23.434	48.826	184.6	54:44.239
18	1	3:06.281	53.928	1:23.045	49.308	187.8	57:50.520
19	1	3:11.029	54.911	1:26.243	49.875	183.7	1:01:01.549
20	1	3:07.098	54.156	1:23.976	48.966	186.9	1:04:08.647